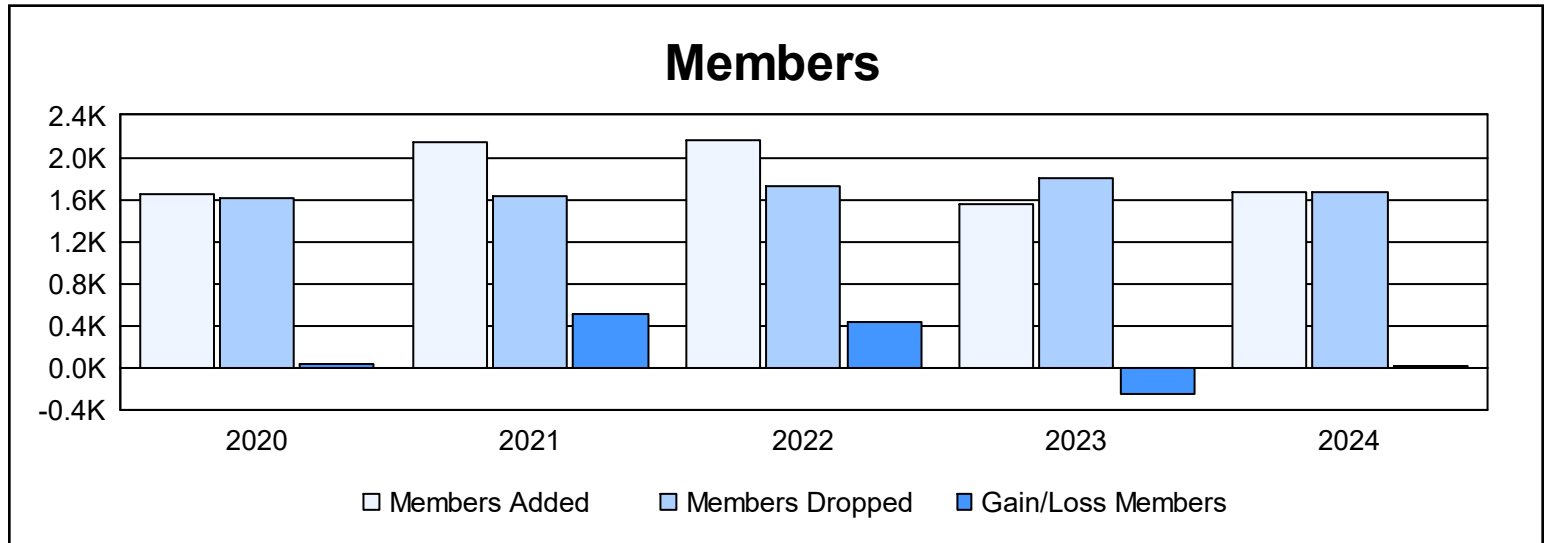
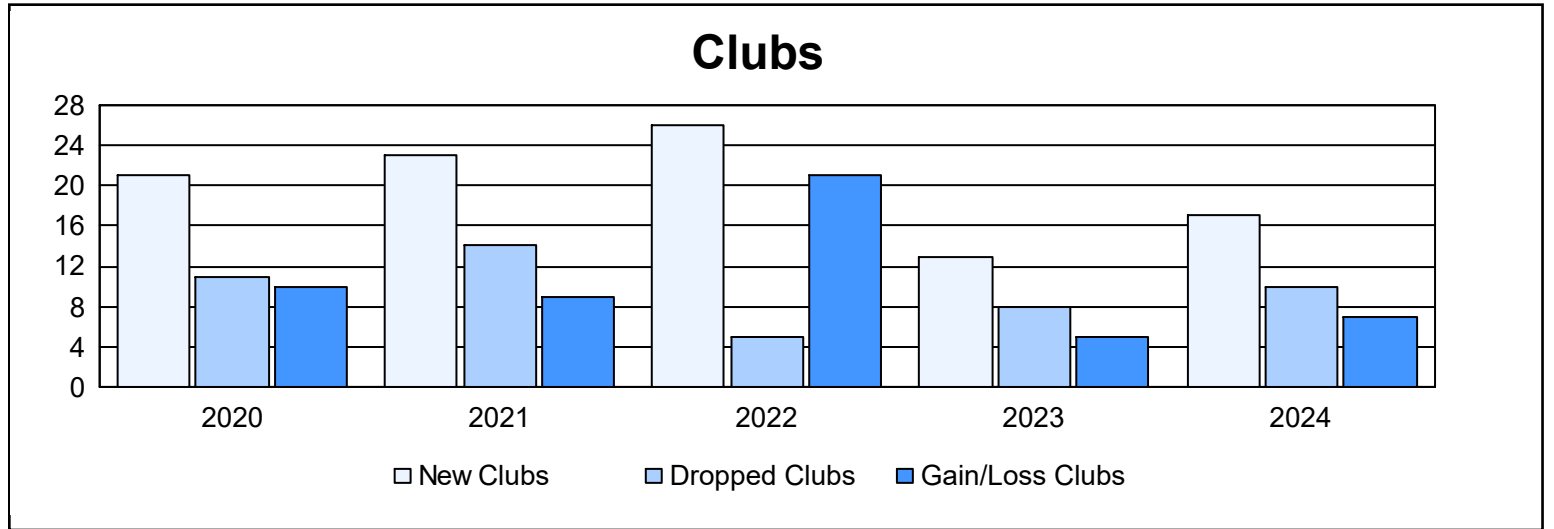
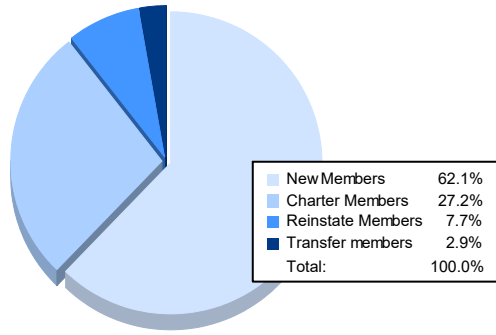


Year	New Clubs	Dropped Clubs	Gain/ Loss Clubs	New Members	Charter Members	Reinstate Members	Transfer Members	Total Member Added	Total Members Dropped	Gain/ Loss Members
2019-2020	21	11	10	932	560	88	61	1,641	1,606	35
2020-2021	23	14	9	1,328	643	130	35	2,136	1,626	510
2021-2022	26	5	21	1,253	732	122	47	2,154	1,728	426
2022-2023	13	8	5	984	435	106	29	1,554	1,796	-242
2023-2024	17	10	7	1,036	454	129	48	1,667	1,660	7
Average	20	10	10	1,107	565	115	44	1,830	1,683	147



Membership Composition June 2024 Cumulative



Gender Composition June 2024 Cumulative

